

## Drainage gutters 150F, 150K and 150V line

### Load class A 15 - D 400

The PROFIL gutters with a nominal width of 164 mm are available in three different installation heights. Thanks to the many different grating variants for load classes A 15 - D 400, the 150 gutter can also be used on commercial premises. All gratings with fourfold security and extra sturdy 8-mm thick GRP edges.

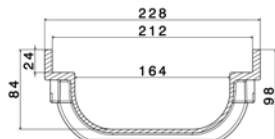
### Drainage gutters 150F

#### Load class A 15 - D 400



- Installation height: 98 mm
- Width: 228 mm, inner width: 164 mm
- Drain spout: NW 125

Sizes in mm



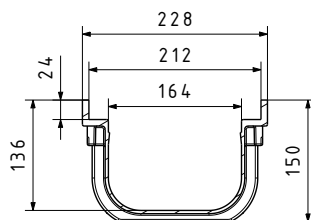
8-mm GRP edges

### Drainage gutter 150K

#### Load class A 15 - D 400



- Installation height: 150 mm
- Width: 228 mm, inner width: 164 mm
- Drain spout: NW 125



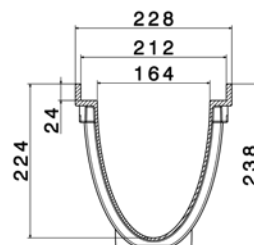
8-mm GRP edges

### Drainage gutter 150V line

#### Load class A 15 - D 400



- Installation height: 238 mm
- Width: 228 mm, inner width: 164 mm
- Drain spout: NW 125
- integrated, galvanized 4-mm steel upon request



8-mm GRP edges

### Colors:



light gray

For further technical data see page 21

### Accessories

- Metal strip for fastening on unfinished floors (for 150F and 150K)
- Gutter end guard
- Drain connection kit with discharge nozzle NW 125
- Mud bucket and odor stop
- Adapter for catch basin for 150F and 150K
- Catch basin



Catch basin



Lateral drain connection NW 125 for 150V line